




-  LANDS To Winter
-  LANDS To Raley
-  LANDS To Rew



0380

PROJECT: LAND SURVEY		
FOR		
MEL WINTER		
in		
Pendleton, Oregon		
DR. BY: S.G.W.	DATE: 12-16-65	SCALE: 1" = 100'
CK. BY:	REV:	SHEET 1 OF 1
STANLEY G. WALLULIS Consulting Engineer P. O. Box 91 213 S. W. Emigrant		
Pendleton	Oregon	